



South Carolina House of Representatives Higher Education and Technical Colleges Subcommittee Briefing

**Dr. Daniel F. Mahony,
President, Winthrop University**

January 9, 2019





Winthrop University: Access and Quality

Fall 2018

- 91% of Winthrop undergraduate students and 88% of all students are from South Carolina
- 40% of the student body is multicultural
- 47% of first-time freshmen and 42% of all undergraduates are Pell grant recipients
- Winthrop's 6-year graduation rates:
 - Institutional – 57%
 - African-American students – 63%
 - Hispanic students – 55%



Winthrop University: Accountability Report Highlights

- More than 400 students were engaged in undergraduate research.
- Winthrop ranked 8th among Southern public universities in *U.S. News & World Report's* edition of "America's Best Colleges."
- Winthrop's College of Business Administration collaborated with PricewaterhouseCoopers (PwC), to create the Accounting Mentorship and Professional Development (AMPD) program that assists underrepresented students pursuing careers in accounting.

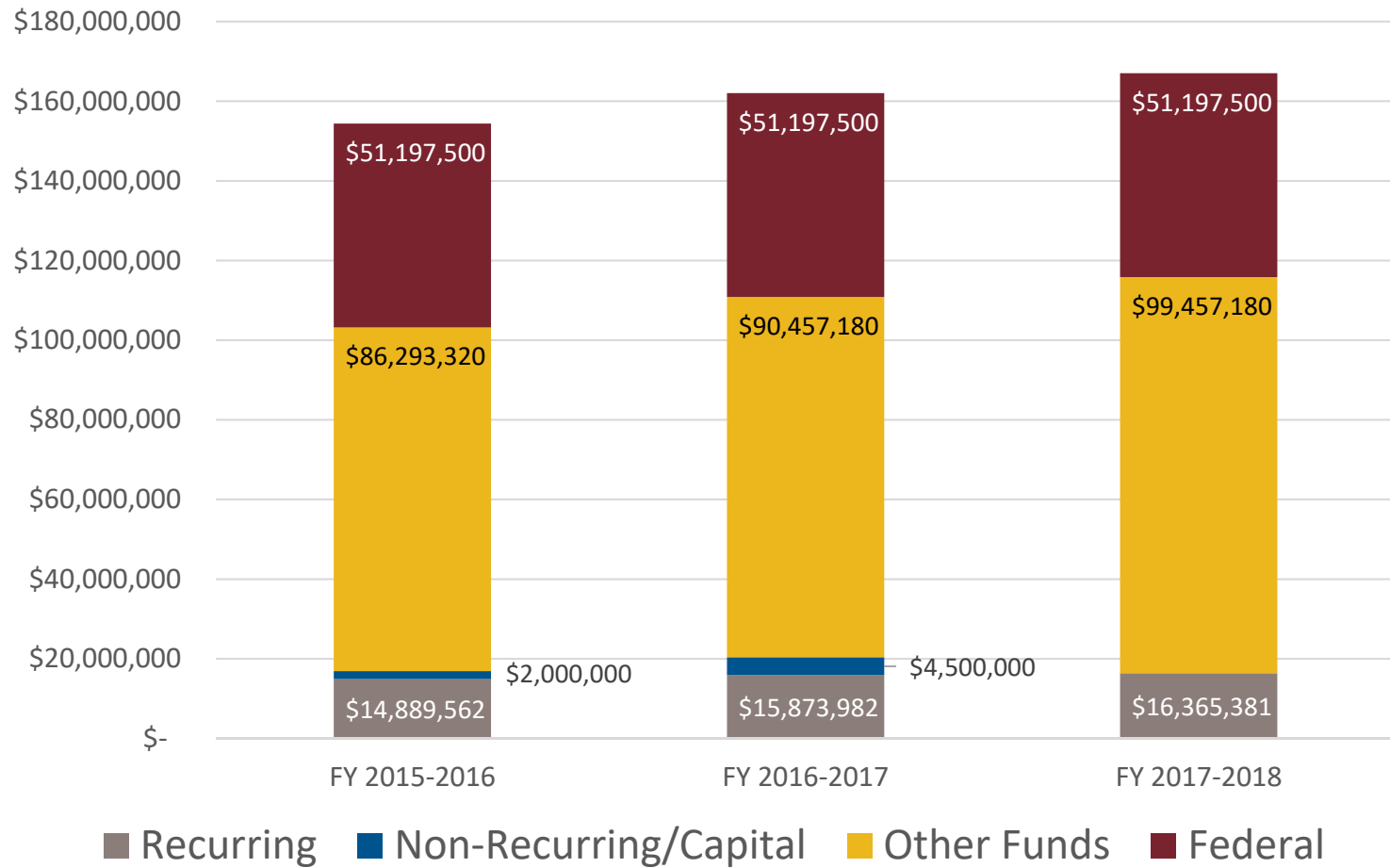


Winthrop University: Accountability Report Highlights

- Instructional technology upgrades were made to 39 classrooms, including updated computers, projectors, interactive collaboration tools, and WiFi, which exceeded the target set.
- Winthrop University retains program-specific accreditation from professional academic bodies for 18 academic programs, thus ensuring the quality of its educational programs.
- Winthrop, The Citadel, and Coastal Carolina University joined Clemson to form the Consortium for Innovative Educational Practice.

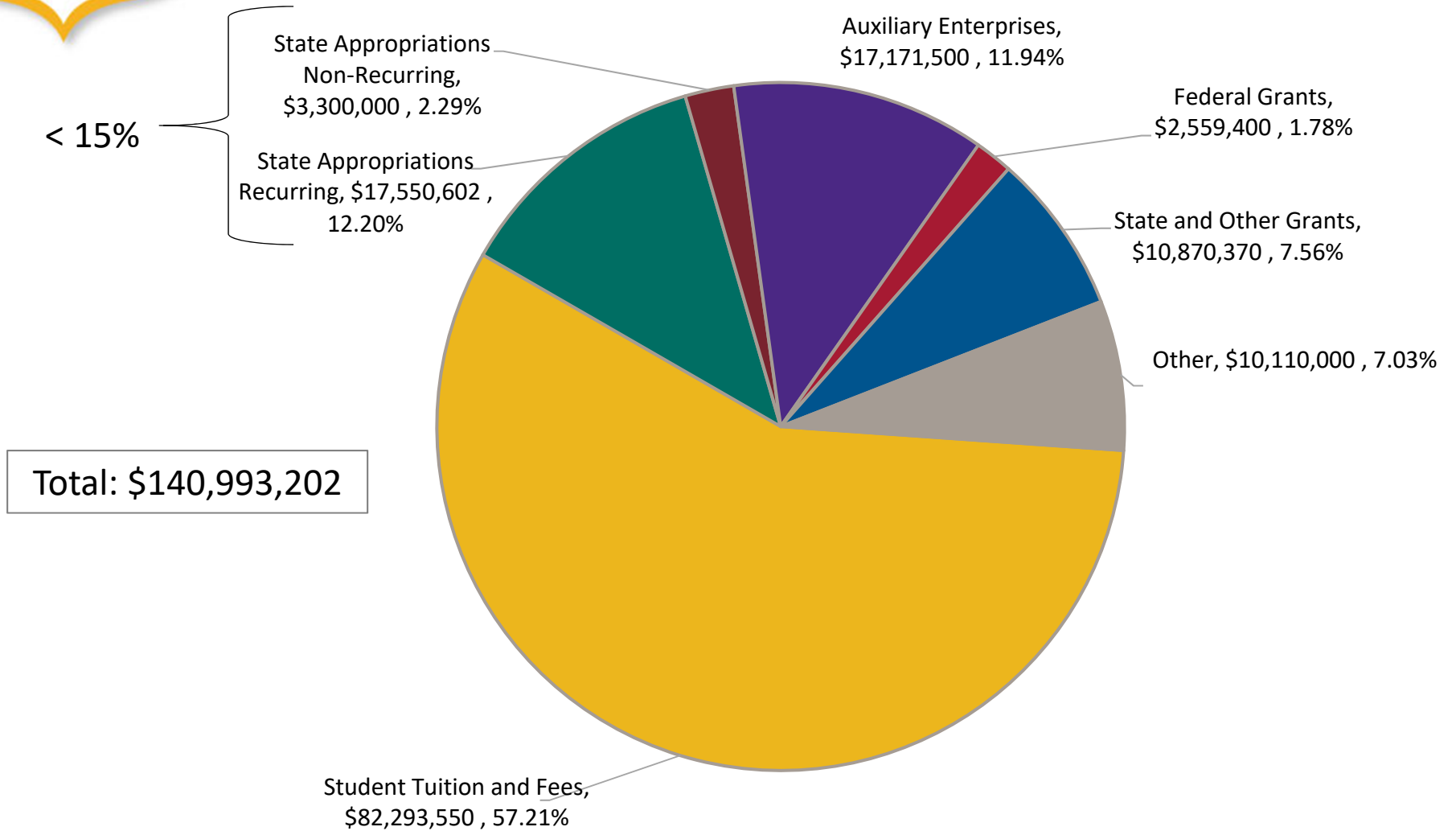


Appropriations History



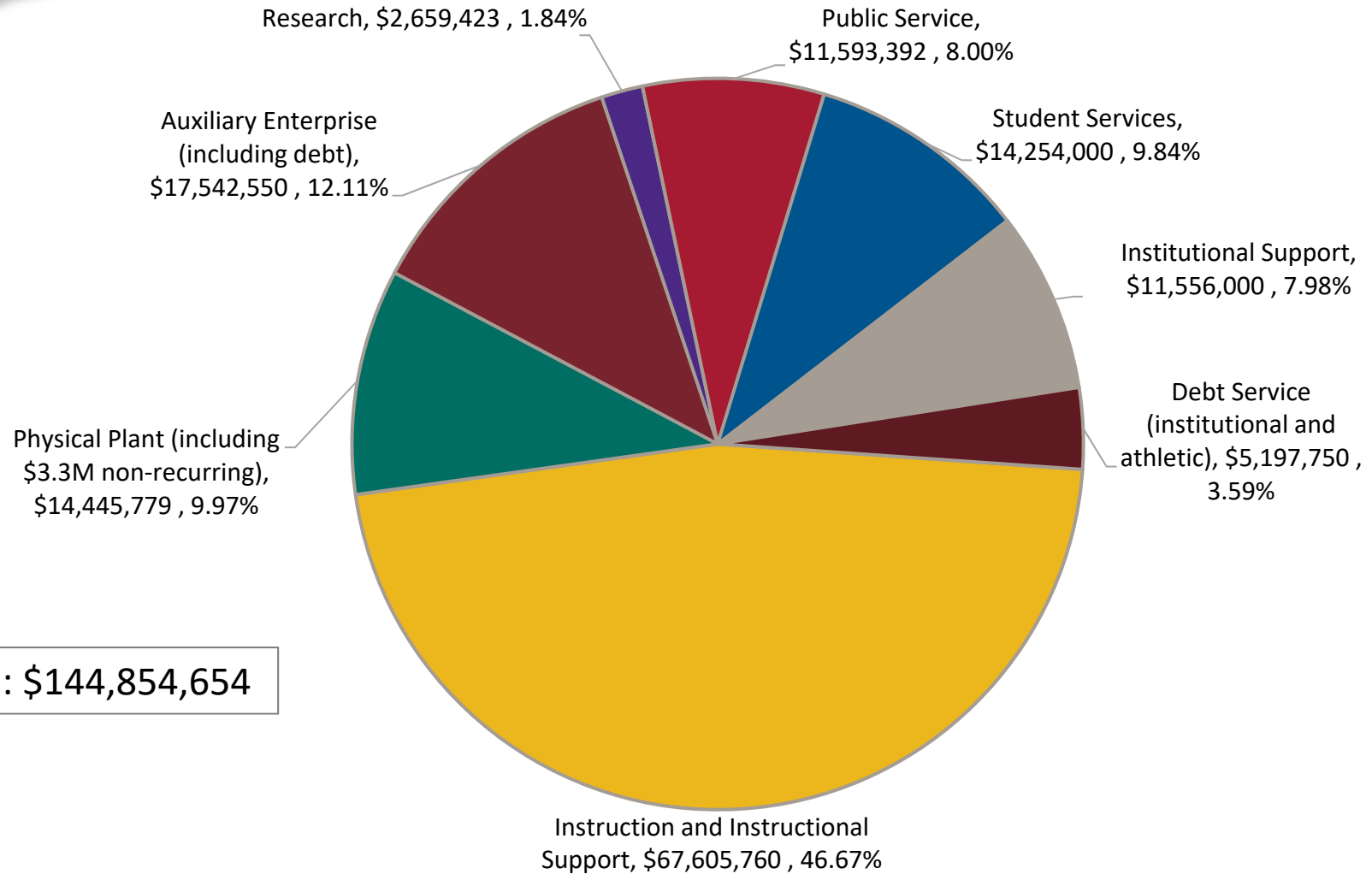


FY19 Projected Current Revenue





FY19 Projected Current Expenses





Carry Forward

	FY16-17	FY17-18	FY18-19 projected
Recurring	\$0	\$0	\$0
Non-Recurring	\$0	\$0	\$0
Other	\$18,751,058*	\$20,187,619*	\$19,187,619*
Federal	\$0	\$0	\$0

Carry Forward of Other Funds consists of auxiliary funds and institutional capital project funds:

- Since auxiliary services must be self-supporting, funds are maintained to cover equipment and building maintenance, as well as emergency equipment or facility repairs.
- Institutional capital project funds are maintained to cover small facility maintenance and refurbishment projects.

*Without regard to the impact of GASB 68 (Accounting and Financial Reporting for Pensions) and GASB 75 (Accounting and Financial Reporting for Postemployment Benefits Other Than Pensions.)



Capital Projects

Winthrop currently has two active PIP projects:

- Withers Roof Replacement, project number 9577 funded by non-recurring. Current balance is \$7,728.
- Music Conservatory / Byrnes Auditorium, project number 9579 funded by non-recurring. Current balance is \$3,692,163.



Maintenance

Winthrop addresses maintenance needs by the following methods:

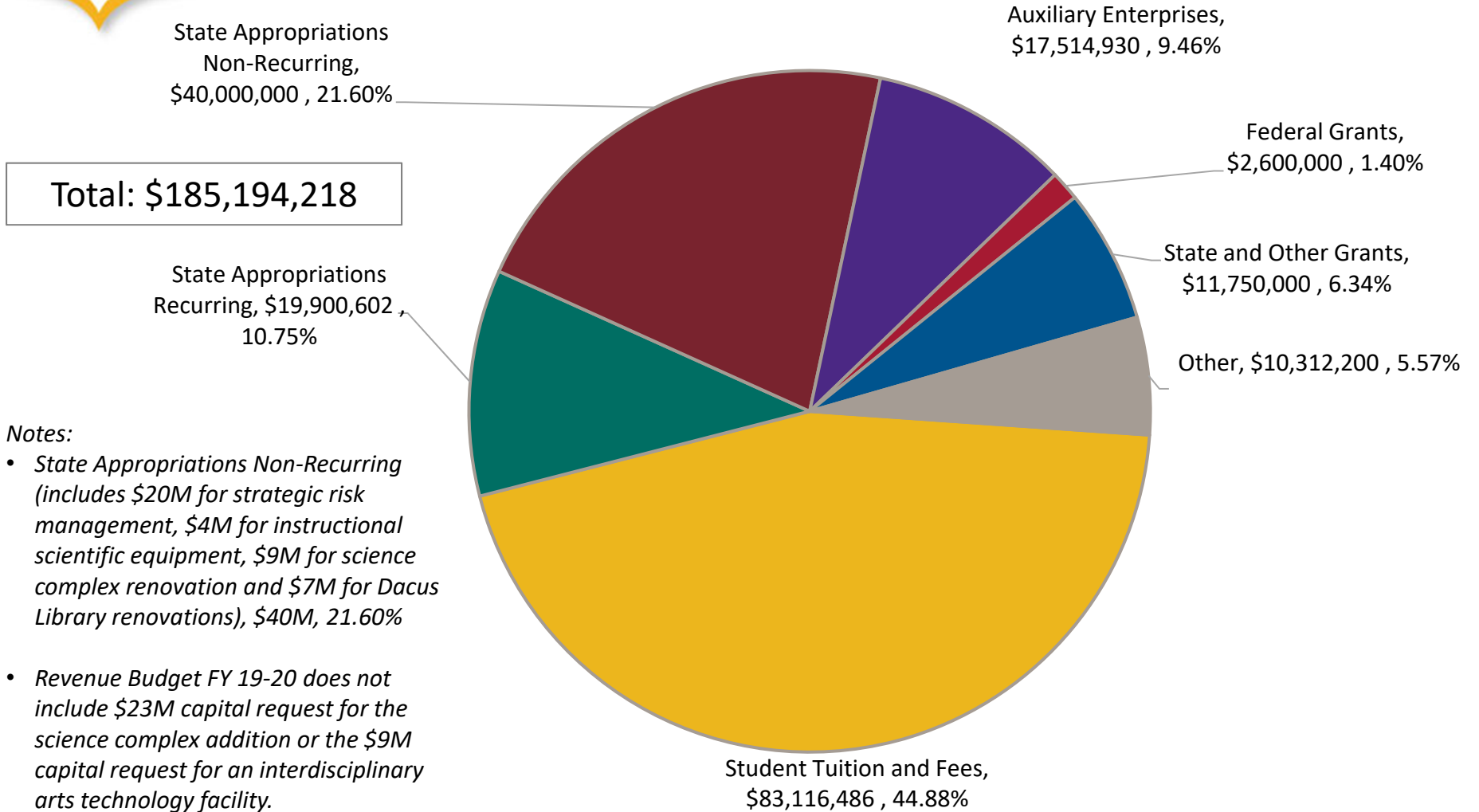
- Campus constituents fill out a project request form, which includes project details such as roof repairs and replacement, fire alarm replacements, painting, electrical upgrades, and small facility changes to accommodate programs.
- These projects are given budget estimates and prioritized by senior leadership to complete as time and funding permits.
- Facilities maintains a rolling project list which includes facility maintenance and repair needs.

In FY 2017-18, Winthrop spent \$5,776,317 on maintenance needs. Winthrop has ongoing projects for an additional \$6,992,163.



FY20 Projected Revenue Budget

With anticipated funding



Notes:

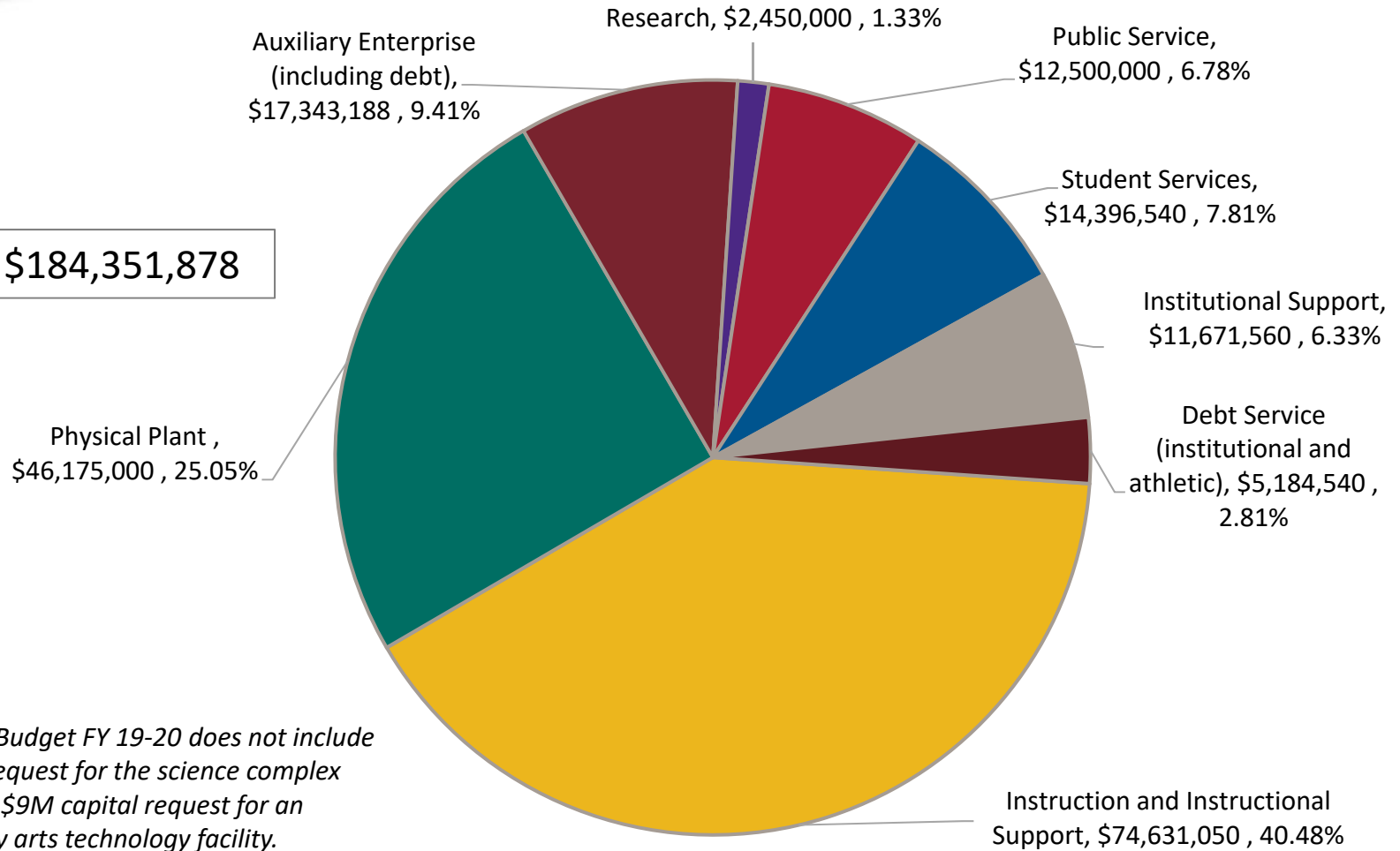
- *State Appropriations Non-Recurring (includes \$20M for strategic risk management, \$4M for instructional scientific equipment, \$9M for science complex renovation and \$7M for Dacus Library renovations), \$40M, 21.60%*
- *Revenue Budget FY 19-20 does not include \$23M capital request for the science complex addition or the \$9M capital request for an interdisciplinary arts technology facility.*



FY20 Projected Expense Budget

With anticipated funding

Total: \$184,351,878



Note: Expense Budget FY 19-20 does not include \$23M capital request for the science complex addition or the \$9M capital request for an interdisciplinary arts technology facility.



Recurring Requests

Request	Amount Requested	Description of Request
Operational Support of STEAM Disciplines	\$1.6 Million	<ul style="list-style-type: none">• Support increasing online program options to students and promote on-time or early degree completion by both undergraduate and graduate students.• Fund recurring software for GIS (Geographic Information Systems) technology and other systems.
Ongoing STEAM Equipment Upgrades	\$750,000	<ul style="list-style-type: none">• Create recurring funding to support annual updates to equipment and software in expanding STEAM fields.



Non-Recurring Requests

Request	Amount Requested	Description of Request
Instructional Scientific Equipment Replacement	\$4 Million	<ul style="list-style-type: none">• Replace equipment and associated software in biology, chemistry, human nutrition, and exercise science.
Strategic Risk Management	\$20 Million	<ul style="list-style-type: none">• Steam line renovation and enhancements. (\$2 M)• Mechanical, electrical, and plumbing upgrades. (\$5 M)• Improve Wi-Fi coverage in our classroom facilities. (\$1.3 M)• Fire alarm upgrades and enhancements. (\$2.5 M)• Building envelope and building infrastructure improvements. (\$8.45 M)• Phone system upgrade to VOIP. (\$750,000)



Non-Recurring Capital Requests

Request	Amount Requested	Description of Request
Dacus Library Renovation	\$7 Million	<ul style="list-style-type: none"> Instead of replacing Dacus Library (at a cost of \$55 million), respond to increased use and expanded services by improving the building's infrastructure.
Interdisciplinary Arts Technology Facility	\$9 Million	<ul style="list-style-type: none"> Build an interdisciplinary technology facility (approximately 17,000 sq. ft.) to support student experiential learning for career preparation in the expanding music, performance, and software fields.
Science Complex Renovation	\$9 Million	<ul style="list-style-type: none"> Renovate the Science Complex facilities (Dalton Hall and Sims Hall) by adding teaching labs, classrooms, faculty offices, and research lab space and by refurbishing four teaching labs.
Science Complex Addition	\$23 Million	<ul style="list-style-type: none"> Expand the Science Complex facilities (Dalton Hall and Sims Hall) by adding teaching labs, classrooms, faculty offices, and research lab space.



FY19-20 Other Funds Request

Authorization Increase in Other Funded Education and General-Other Operating Expenses – \$1 million:

Permits additional funding allocated from the General Assembly to the **Center for Educator Recruitment, Retention, and Advancement (CERRA)**, which is a state-wide initiative that is housed at Winthrop.



Federal Funds Request

Winthrop University had no requests to increase federal funds authorization for FY 2019-20.



FTE Request

Winthrop University requests seven (7) FTEs to support programming in three areas that primarily address adult or non-traditional students.

FTEs will be funded by revenue generated from enrollment growth in each of the respective programs.

- Online graduate programs (3 FTEs)
 - Faculty positions to address growth and maintain accreditation standards for newly launched fully online graduate programs in Social Work (nationally recognized), Arts in Art Administration (one of the few in the country), and Special Education Intervention (a high-needs discipline in South Carolina).



FTE Request (cont.)

- Adult degree completion program (1 FTE)
 - Program coordinator for new Bachelor of Professional Studies program to support student progress and maintain program compliance with institutional, state, and federal standards.
- Cyber Security Initiatives (3 FTEs)
 - Program Director and Faculty positions for a set of cyber initiatives to address the national need for more graduates and trained professionals in the Cyber Security field. Concentrations in cyber security at the undergraduate and graduate level, as well as certificates and training for working professionals will be more fully developed.



Winthrop has submitted no proviso requests.

General Provisos

Winthrop Requests To “Keep”

117.7 Fee Increases
117.8 State Institutions – Revenues & Income
117.11 Fixed Student Fees
117.14 FTE Management
117.15 Allowance for Residences & Compensation Restrictions
117.16 Universities & Colleges – Allowance for Presidents
117.20 Travel – Subsistence Expenses & Mileage
117.29 Base Budget Analysis
117.45 Parking Fees
117.47 Insurance Claims
117.59 Purchase Card Incentive Rebates
117.71 Reduction in Force/Agency Head Furlough
117.72 Printed Report Requirements
117.83 Bank Account Transparency & Accountability
117.112 Information Technology & Information Security Plans
117.119 Statewide Strategic Information Technology Plan Implementation



Appendix



Student Enrollment – Fall 2018

Total Enrollment

- 5,813 Headcount (6,073 in Fall 2017)
- 5,103* Full-time Equivalent Enrollment (5,312 in Fall 2017)

Undergraduate

- 4,887 headcount (5,014 in Fall 2017)
- 42% Pell Grant Recipients
- 42% Minority/International

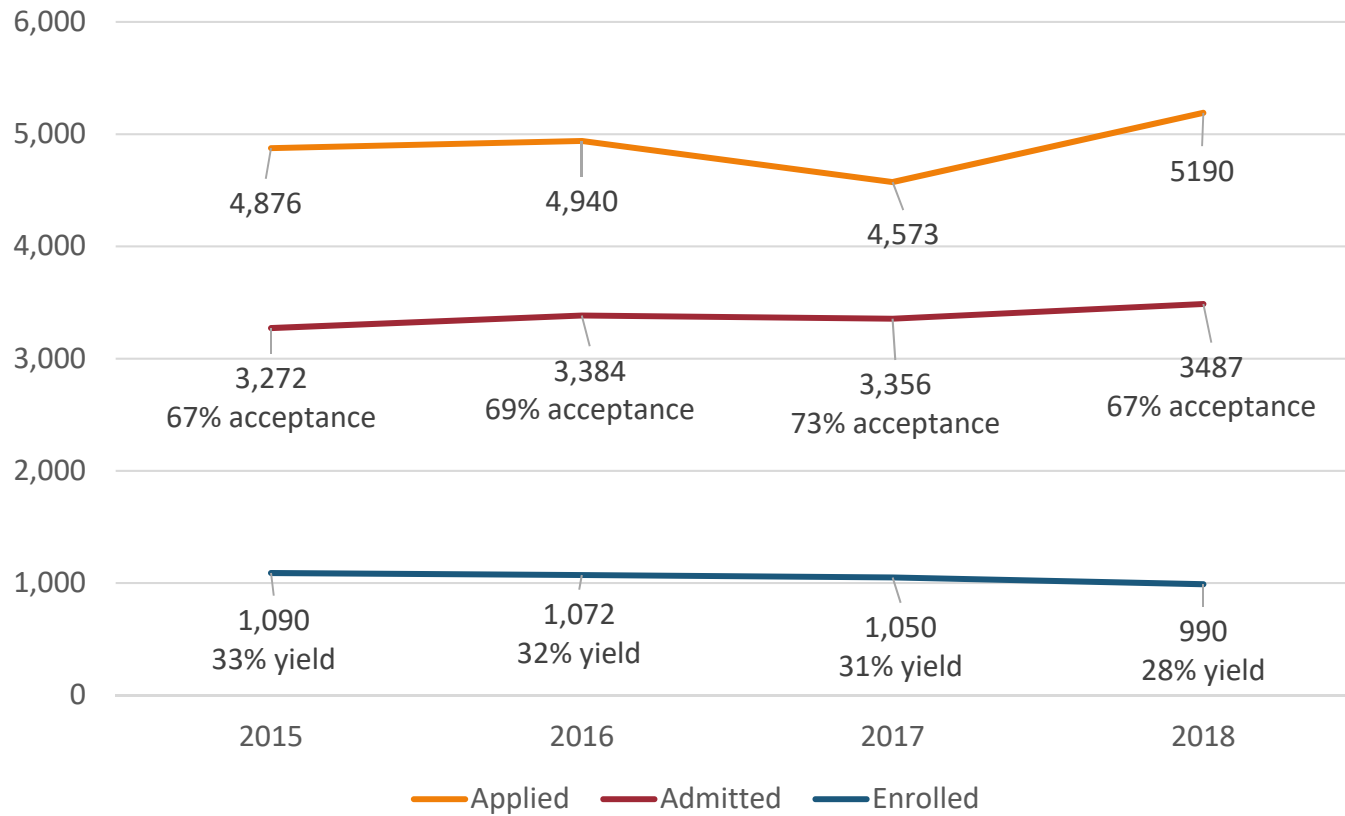
New Freshmen

- 991 (1,050 in Fall 2017)
- 47% Pell Grant Recipients
- 47% Minority/International

*Estimated. Official FTE enrollment has not yet been published by CHE.



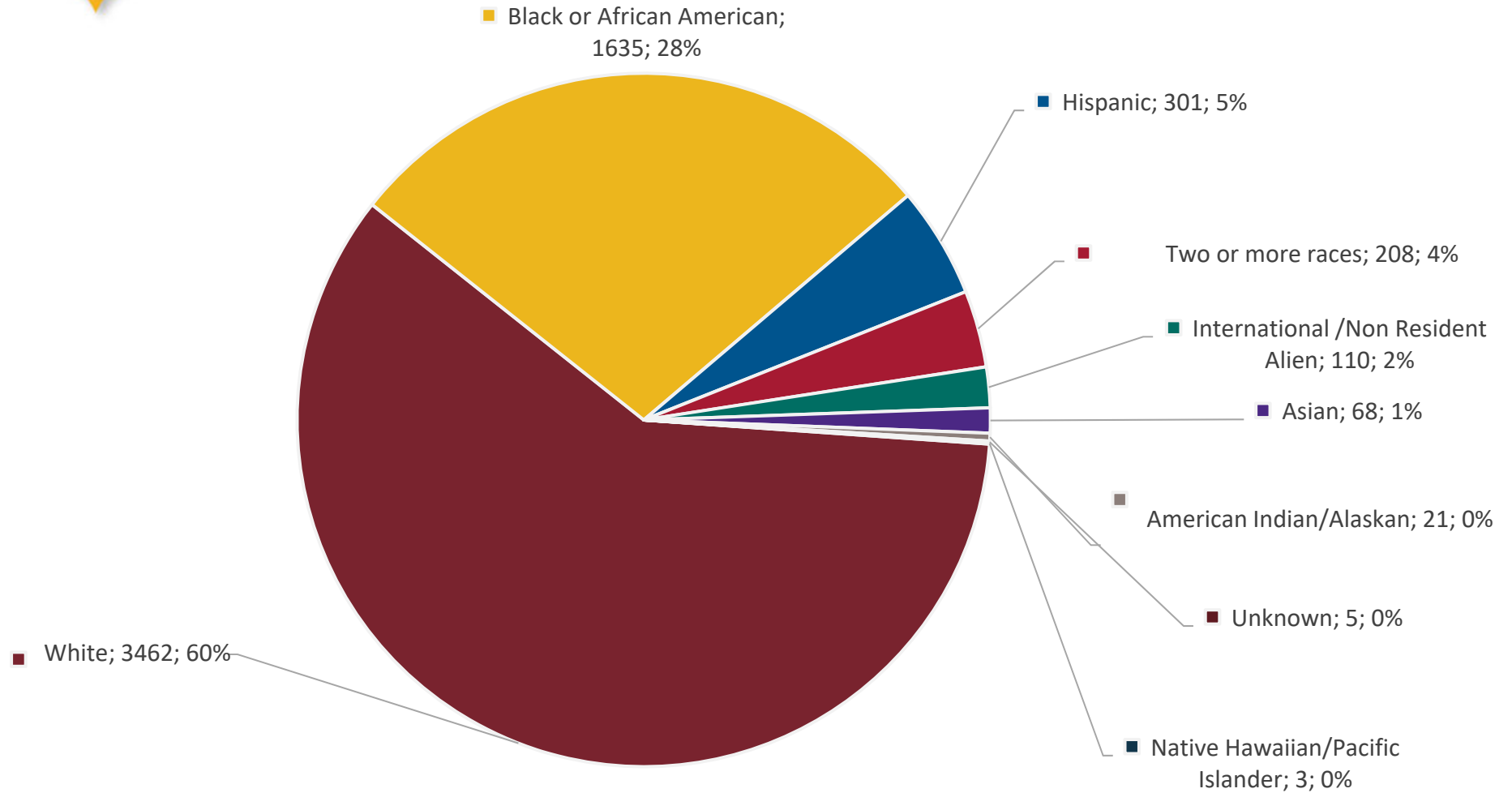
Applied, Admitted, Enrolled



Source: Admissions Standards for First-Time Entering Freshmen reported to CHE annually.

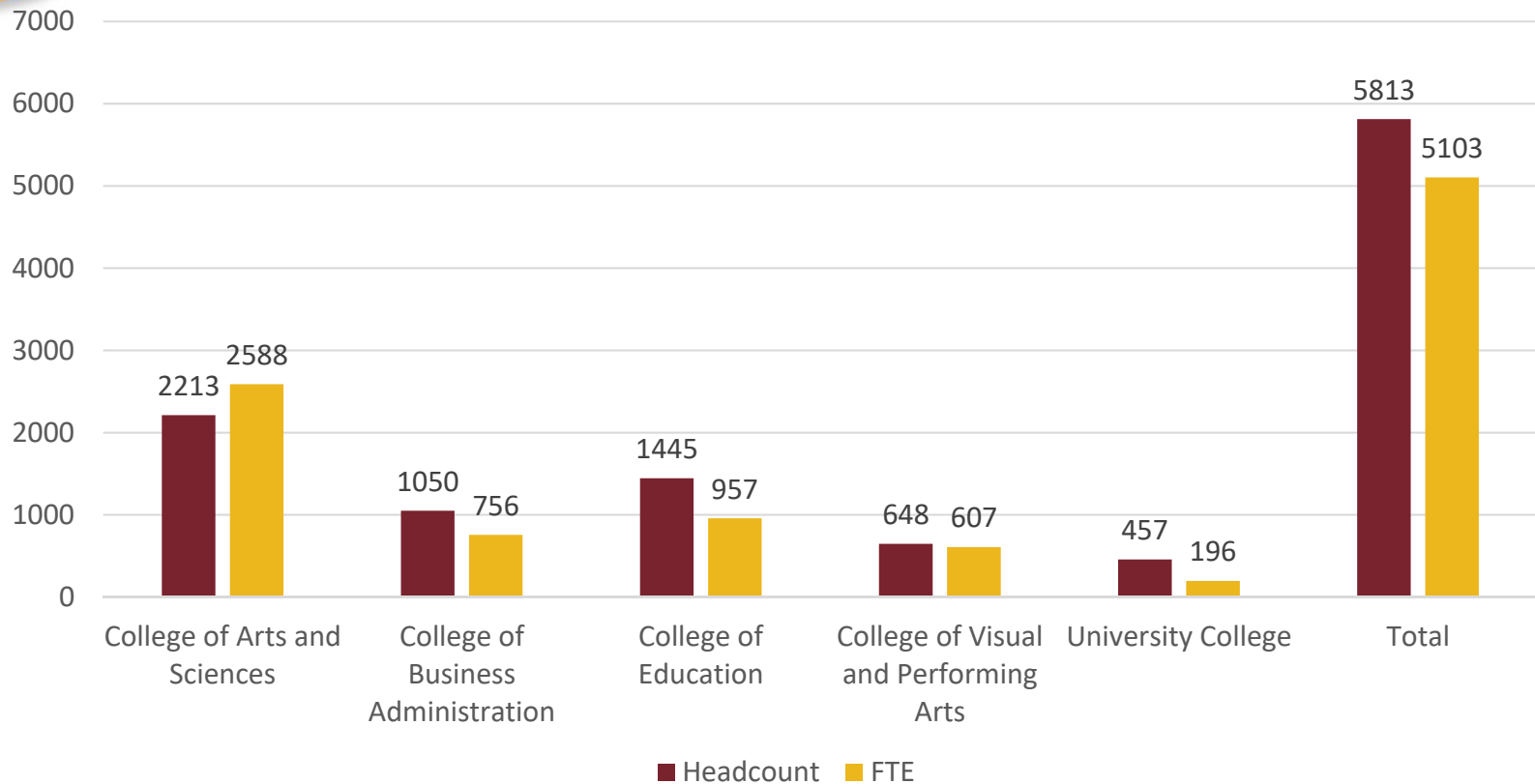


Minority Enrollment Fall 2018





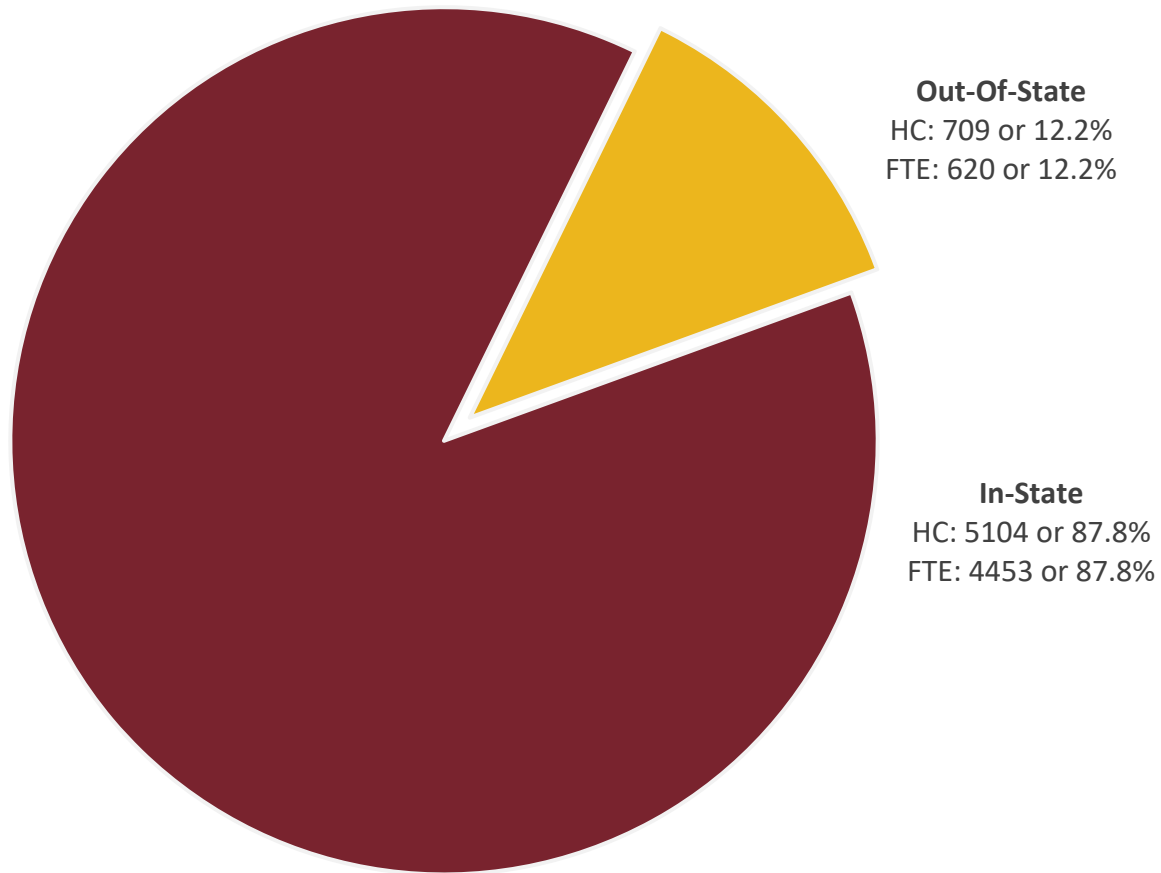
Enrollment by College Fall – 2018



Source: Headcount data based on fall data files submitted to Commission on Higher Education. Headcount data reflect enrollment based on student major/college. FTE enrollment calculated by dividing total credit hours produced in a discipline/college by 15 for undergraduate and 12 for graduate students. FTE is estimated. Official FTE enrollment has not yet been published by CHE.



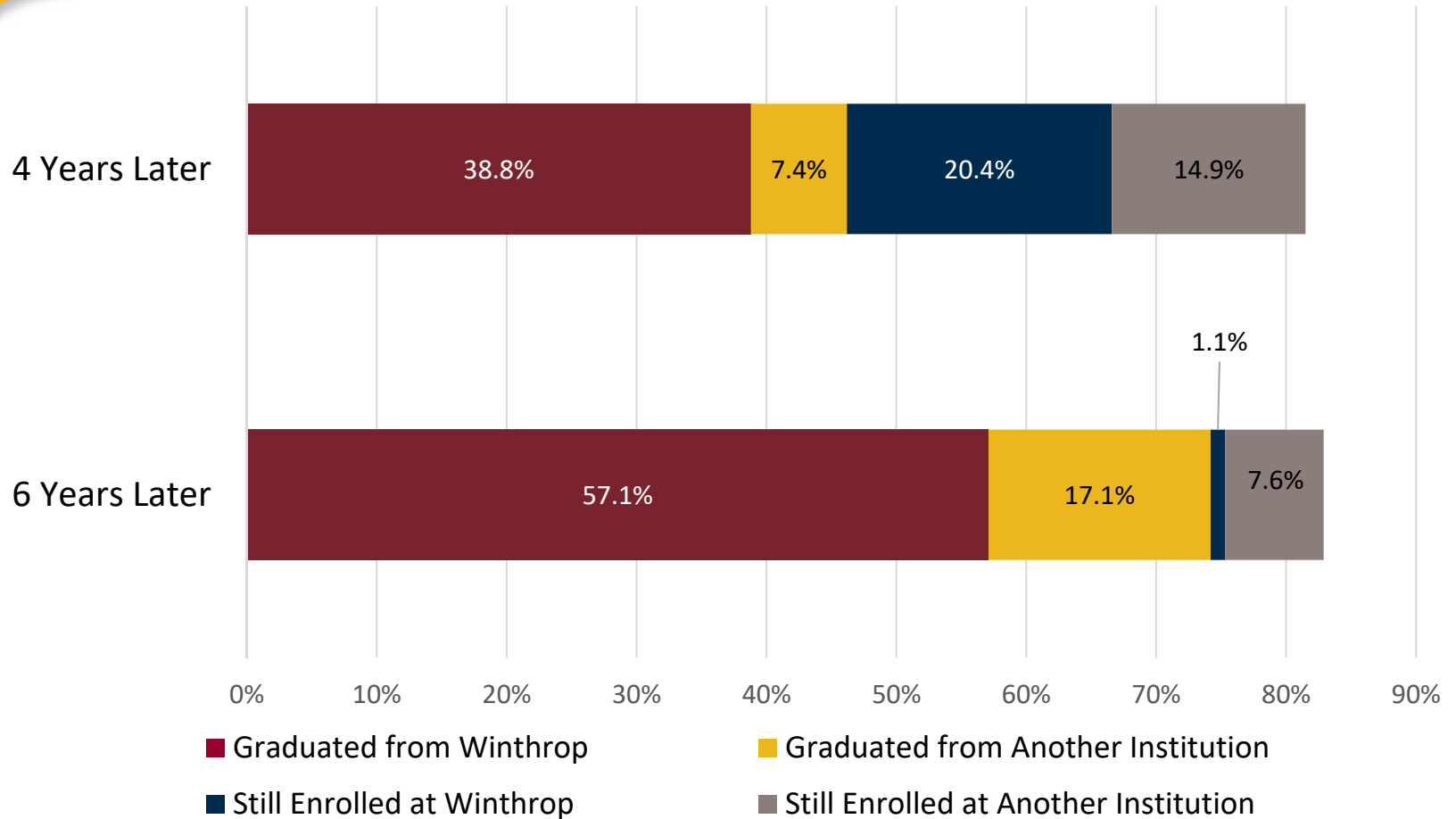
In-State vs. Out-of- State Fall 2018 Enrollment



Note: The method for calculating FTE is the method used by the Common Data Set (and others) -- full-time plus one-third of part-time headcount.



Graduation Data



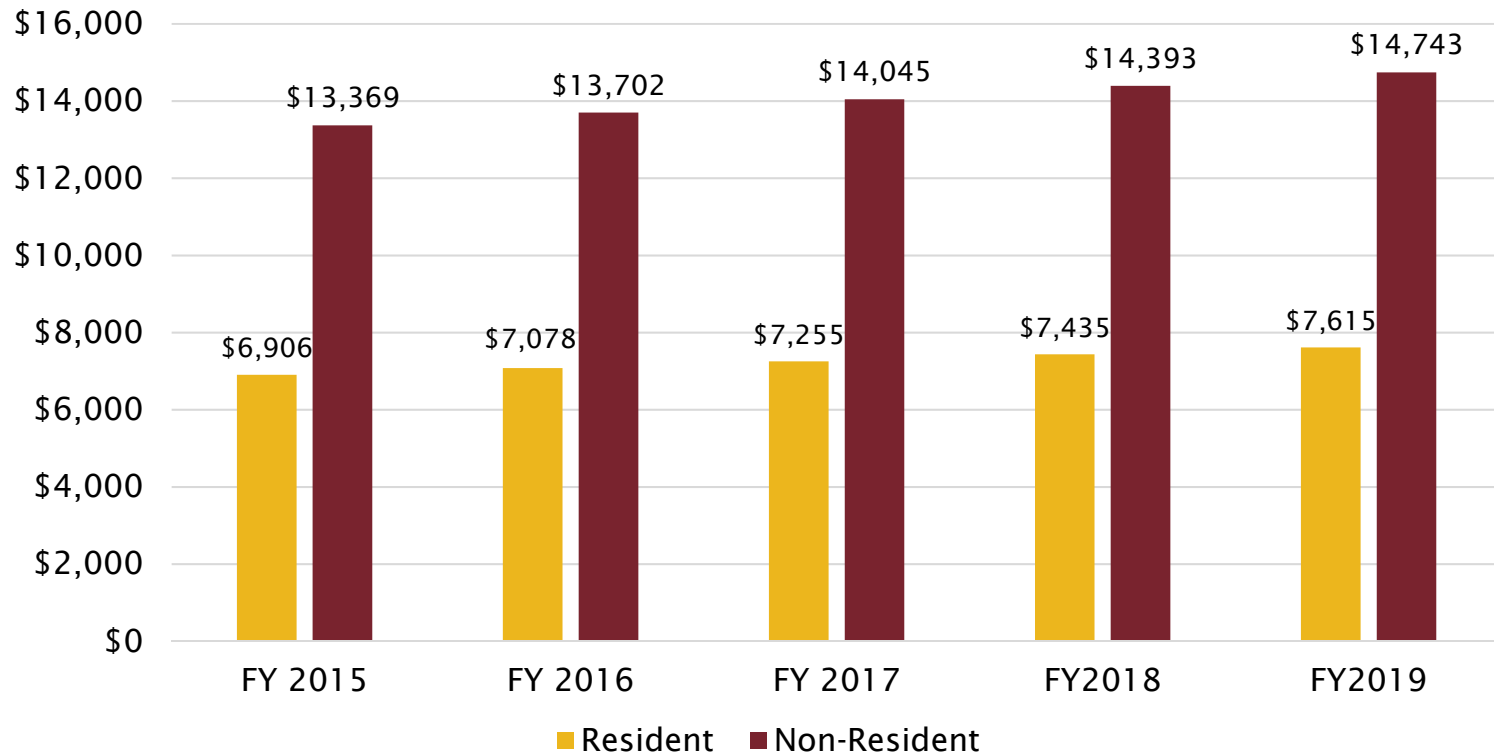
More than 38,000 alumni live in South Carolina.



Tuition and Fees per Semester Undergraduate

FY14 - FY15 Increase 2.84%	FY15 - FY16 Increase 2.49%	FY16 - FY17 Increase 2.5%	FY17 - FY18 Increase 2.48%	FY18 – FY19 Increase 2.4% *
----------------------------------	----------------------------------	---------------------------------	----------------------------------	-----------------------------------

** Lowest % increase in last 18 years*





2018-19 Tuition & Fee Schedule

Full-time Undergraduate Fees per Semester *	Resident	Non-Resident
E & G Operating	\$6,147	\$12,689
Information Technology	\$155	\$155
Student Activity	\$790	\$790
Debt Service Institutional Bonds (tuition)	\$501	\$1,087
Debt Service Revenue Bonds (athletic)	\$22	\$22
Total	\$7,615	\$14,743
% Increase from Previous Year	2.4%	2.4%

*Based on 12 or more credit hours



2018-19 Tuition & Fee Schedule

Full-time Graduate Fees per Semester*	Resident	Non-Resident
E & G Operating	\$6,115	\$12,553
Information Technology	\$155	\$155
Student Activity	\$790	\$790
Debt Service Institutional Bonds (tuition)	\$501	\$1,087
Debt Service Revenue Bonds (athletic)	\$22	\$22
Total	\$7,583	\$14,607
% Increase from Previous Year	2.4%	2.4%

*Based on 12 or more credit hours



Scholarships and Grants

	2017-18	
	Students	Dollars
FEDERAL		
PELL Grant	2,214	\$9,684,005
SEOG Grant	401	\$190,520
TEACH	103	\$345,673
Total	2,718	\$10,220,198
STATE		
LIFE Scholarship	1,902	\$9,148,751
Life Scholarship Enhancement	173	\$413,214
Palmetto Fellows Scholarship	357	\$2,515,900
Palmetto Fellows Enhancement Scholarship	72	\$169,782
HOPE Scholarship	251	\$626,267
SC Need Based Grant	958	\$1,797,469
SC Need Based Grant - CTP Students	9	\$67,500
National Guard Grant	15	\$63,094
Teaching Fellows (loan forgive w/ work in-state)	109	\$628,474
Total	3,846	\$15,430,451
INSTITUTIONAL SCHOLARSHIPS & GRANTS		
Merit	1,966	\$9,237,587
Athletic & Talent	388	\$2,791,010
Named Restricted	566	\$903,062
Public Service	112	\$1,581,388
Total	3,032	\$14,513,047



Outstanding Debt

Winthrop University Annual Debt Service FY2019 - FY2030

	Original Principal Issue Amount	Principal Balance Remaining 06/30/18	FY2019 Annual Debt Service	FY2020 Annual Debt Service	FY2021 Annual Debt Service	FY2022 Annual Debt Service	FY2023 Annual Debt Service	FY2024-2030 Annual Debt Service
<u>STATE INSTITUTION BONDS</u>								
Repayment Source - Student Debt Service Fees								
Series 2009A State Institution Bond (To construct the DiGiorgio Campus Center)	13,850,000	640,000	665,600	0	0	0	0	0
Series 2012D State Institution Bond (To refund \$14.7M of State Institution Bonds Series 2001B5, 2003C, 2004A1 and 2005B)	13,140,000	7,150,000	2,072,500	2,066,750	2,087,000	1,821,750	0	0
Series 2012E State Institution Bond (To renovate, repurpose, and perform other deferred maintenance projects on campus)	2,245,000	1,280,000	243,525	244,025	239,025	243,775	242,775	240,875
Series 2013A State Institution Bond (To renovate, repurpose, and perform other deferred maintenance projects on campus)	3,045,000	2,195,000	323,350	323,750	323,750	322,025	323,400	964,300
Series 2016B State Institution Bond (a) (To refund \$23.7M of State Institution Bonds Series 2005B, 2006A, 2008B and 2009A)	20,290,000	20,225,000	1,756,250	2,419,000	2,421,750	2,420,750	3,541,000	13,857,500
Subtotal State Institution Bonds	\$ 52,570,000	31,490,000	5,061,225	5,053,525	5,071,525	4,808,300	4,107,175	15,062,675
(a) This debt was issued to refund outstanding General Obligation Bonds Series 2005B, 2006A, 2008B and 2009A. The University completed the refunding to reduce total debt service payments over the next 13 years by \$3,425,502.								
<u>ATHLETIC FACILITY BONDS</u>								
Repayment Source - Student Debt Service Fees								
Series 2001A5 Athletic Fac Rev Bonds (To renovate athletic facilities, including the Baseball Park, Coliseum, Softball Complex and Soccer Fields)	\$ 2,400,000	360,000	136,524	131,016	125,508	0	0	0
Subtotal Athletic Facilities Revenue Bonds	2,400,000	360,000	136,524	131,016	125,508	0	0	0



Outstanding Debt

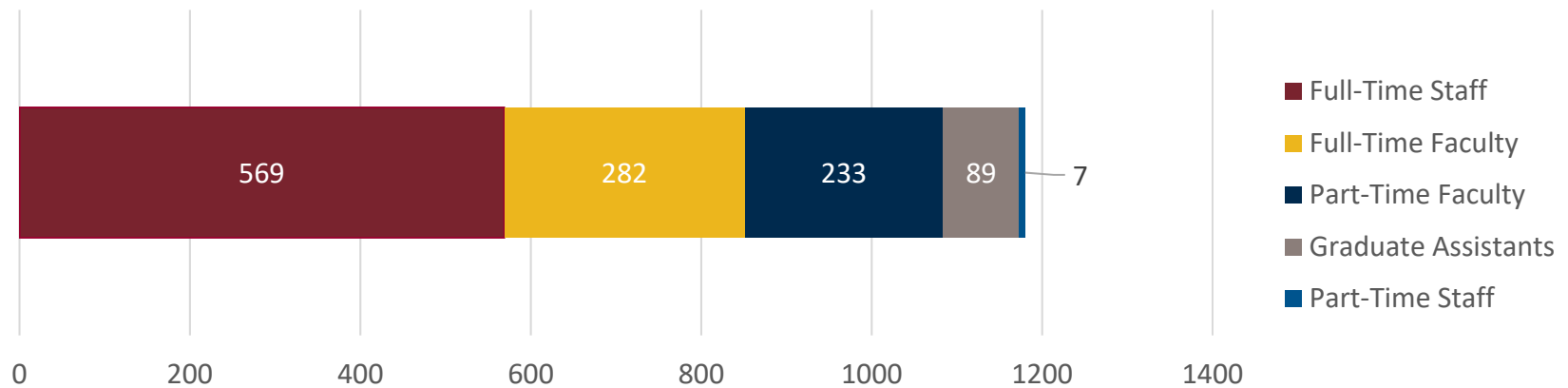
Winthrop University
Annual Debt Service
FY2019 - FY2030

	Original Principal Issue Amount	Principal Balance Remaining 06/30/18	FY2019 Annual Debt Service	FY2020 Annual Debt Service	FY2021 Annual Debt Service	FY2022 Annual Debt Service	FY2023 Annual Debt Service	FY2024-2030 Annual Debt Service
HIGHER EDUCATION FACILITIES								
Repayment Source - Auxiliary Revenues								
Series 2016A Higher Ed Fac Rev Bonds (b) (To refund \$7,275,000 of Higher Ed Rev Bonds Series 2009A and 2011)	7,735,000	5,930,000	1,193,832	1,193,101	1,181,985	1,180,677	1,168,986	377,103
Series 2016B Taxable Higher Ed Fac Rev Bonds (c) (To refund \$1,335,000 of Taxable Higher Ed Rev Bonds Series 2009B)	1,365,000	1,050,000	190,660	195,988	191,024	191,060	195,950	195,548
Subtotal Higher Education Facilities Revenue Bonds	\$ 9,100,000	6,980,000	1,384,492	1,389,089	1,373,009	1,371,737	1,364,936	572,651
<p>(b) This debt was issued to refund outstanding Higher Ed Facility Revenue Bonds Series 2009A and 2011. The University completed the refunding to reduce total debt service payments over the next 8 years by \$476,192.</p> <p>(c) This debt was issued to refund outstanding Taxable Higher Ed Facility Revenue Bonds Series 2009B. The University completed the refunding to reduce total debt service payments over the next 8 years by \$200,309.</p>								
NOTES PAYABLE								
Note Payable to SC Office of Regulatory Staff (ORS) (To upgrade 4-court lighting in West Center to LED and allow for auto dimming/off) Repayment Source - General Operating Funds	\$ 61,505	61,505	0	8,216	8,216	8,216	8,216	32,864
Subtotal Notes Payable	61,505	61,505	0	8,216	8,216	8,216	8,216	32,864
STATE MASTER LEASE PROGRAM								
Repayment Source - Student Debt Service Fees								
\$2M FY12 Scientific Equip M Lease (To purchase certain biology and chemistry scientific equipment)	2,000,000	295,080	304,465	0	0	0	0	0
\$2M FY13 Instructional Equip M Lease (To purchase instructional equipment and software)	2,000,000	602,941	312,976	311,222	0	0	0	0
\$2M FY18 Instructional Equip M Lease (WFargo - To purchase Unhiversity instructional equipment for: Exercise Sci, West Ctr Gym, CVPA, Arts & Sci, Lowenstein)	2,000,000	2,000,000	322,623	322,623	322,623	322,623	322,623	645,245
Subtotal Master Leases Payable	6,000,000	2,898,021	940,064	633,845	322,623	322,623	322,623	645,245
TOTAL DEBT SERVICE PAYMENTS	\$ 70,131,505	41,789,526	7,522,305	7,215,691	6,900,881	6,510,876	5,802,950	16,313,435



Employees

Winthrop has 1,180 employees and a total annual payroll of \$57M



	Authorized	Vacant
State FTEs	442.96	24.8737
Other FTEs	358.02	19.1263
Federal FTEs	6.8	
Total FTEs	807.78	44.0000



Ratio of FTE Student to Faculty: Fall 2018

College/Department	Total FTE Enrollment*	Faculty FTE	FTE Student/Faculty Ratio
Arts and Sciences	2588.2	199.8	13.0
Biology	308.9	29.9	10.3
Chemistry/Physics/Geology	231.8	23.2	10.0
English	391.5	30.8	12.7
History	144.7	9.7	14.9
Human Nutrition	106.7	7.9	13.5
Interdisciplinary Studies	85.4	3.5	24.4
Mass Communication	122.1	11.7	10.4
Mathematics	274.1	14.8	18.5
Philosophy & Religious Studies	71.7	5.0	14.3
Political Science	88.1	7.8	11.3
Psychology	229.1	18.3	12.5
Social Work	205.5	14.0	14.7
Sociology & Anthropology	179.9	12.3	14.6
World Languages and Cultures	149.1	11.0	13.6
Business Administration	755.6	45.2	16.7
Accounting/Finance/Economics	233.8	14.9	15.7
Comp Sci and Quant Methods	208.6	11.3	18.5
Management and Marketing	313.2	19.0	16.5
Education	956.7	71.2	13.4
Counsel, Leadership, Educ St	159.5	17.6	9.1
Curriculum and Pedagogy	261.7	17.2	15.2
Education Core	153.2	9.6	16.0
PE, Sport, & Human Performance	355.6	24.8	14.3
Winthrop Prof Development	26.7	2.0	13.4
Visual and Performing Arts	606.9	86.2	7.0
Design	91.9	13.1	7.0
Fine Arts	217.2	24.2	9.0
Music	160.6	29.2	5.5
Theater and Dance	137.2	19.7	7.0
University College	196.1	17.0	11.5
Grand Total	5103.3	419.3	12.2

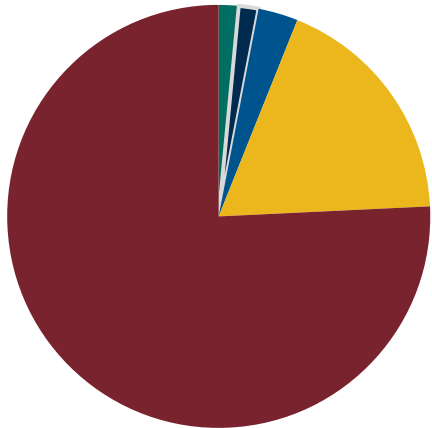
By course subject, FTE as defined by CHE (UG CHP/15 + GR CHP/12). Source: CHEMIS and Institutional Data Files.

*Estimated. Official FTE enrollment has not been published yet by CHE



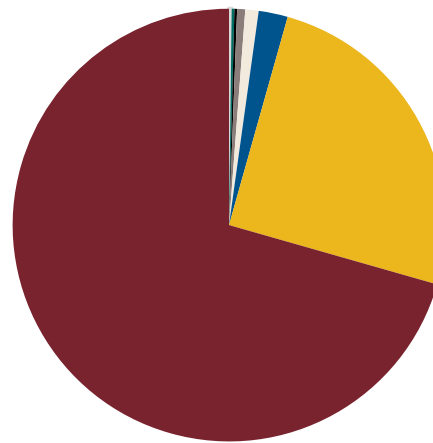
Minority Representation

Administration Headcount by Race/Ethnicity



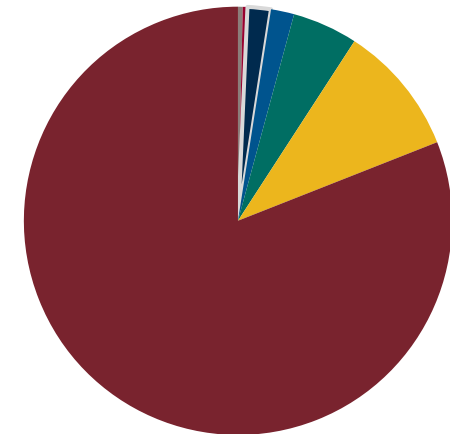
- Asian, 1
- International, 1
- Hispanic, 2
- Black or African American, 12
- White, 50

Staff Headcount by Race/Ethnicity



- International, 1
- Asian, 1
- Unknown, 1
- American Indian/Alaskan, 3
- Two or More, 5
- Hispanic, 11
- Black or African American, 126
- White, 355

Faculty Headcount by Race/Ethnicity



- American Indian/Alaskan, 1
- Native Hawaiian/Pacific Islander, 1
- International, 5
- Hispanic, 5
- Asian, 14
- Black or African American, 28
- White, 230



Winthrop Plan: Diversity Objectives

1.4 Refine and implement a long-term student recruitment plan with an emphasis on expanding our reach domestically, both inside and outside South Carolina, and internationally while increasing diversity.

3.1 Develop innovative approaches for increasing the diversity of the candidate pools for all faculty and staff positions and increase our success for attracting, hiring, and retaining diverse employees.

Winthrop has met or exceeded its stretch target for increasing faculty and staff diversity for the last two years, increasing our percentage of diverse employees from a baseline of 14% to 18%.



4% Tuition Waivers

	2015-16			2016-17			2017-18		
4% Tuition Waivers	HC	R	NR	HC	R	NR	HC	R	NR
Freshman	49	31	18	48	32	16	46	33	12
Sophomore	46	30	16	47	32	15	46	34	12
Junior	51	33	18	51	34	17	51	37	14
Senior	57	37	20	58	39	19	58	43	16
Total	199	127	72	203	131	72	201	147	54

	2015-16			2016-17			2017-18		
Full Abatements	HC	R	NR	HC	R	NR	HC	R	NR
Freshman	83	0	83	114	0	114	111	0	111
Sophomore	81	0	81	73	0	73	98	0	98
Junior	89	0	89	79	0	79	91	0	91
Senior	97	0	97	60	0	60	71	0	71
Total	350	0	350	326	0	326	371	0	371
Partial Abatements	HC	R	NR	HC	R	NR	HC	R	NR
Freshman	14	0	14	3	0	3	0	0	0
Sophomore	12	0	12	2	0	2	3	0	3
Junior	21	0	21	8	0	8	1	0	1
Senior	43	0	43	24	0	24	11	0	11
Total	90	0	90	37	0	37	15	0	15



Merit Award Abatements

Policies pursuant to 59-112-70 (A)

- In accordance with Section 59-112-70, the Board of Trustees of Winthrop University has authorized the abatement of any part or all of the out-of-state differential rates for out-of-state students who are recipients of scholarship aid.
- 386 undergraduates received abatements for Academic Year 2017-18.

Policies pursuant to 59-112-70 (C)

- Winthrop University's Board of Trustees has no formally approved agreements with international institutions pursuant to Section C of 59-112-70.



Thank you

